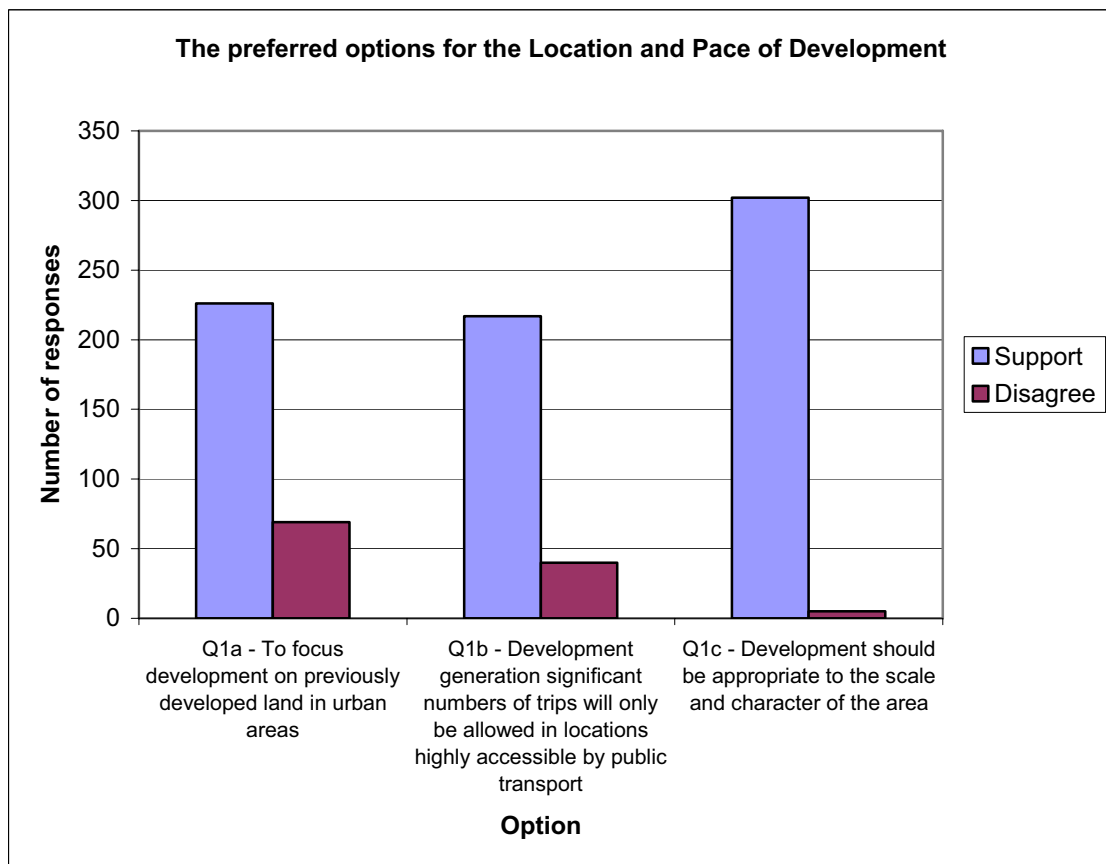


**A Summary of the Responses to the Core Strategy Preferred Options
Consultation (June/July 2006)**

**Location and Pace of
Development**

1. Respondents were asked to indicate the extent of their agreement with 3 options linked to Location and Pace of Development.

Response



94% of respondents strongly agreed with option 1c, only 2% of respondents disagreed. 71% of respondents agreed with option 1a but 22% disagreed. 68% of respondents agreed with option 1b with 12% disagreeing.

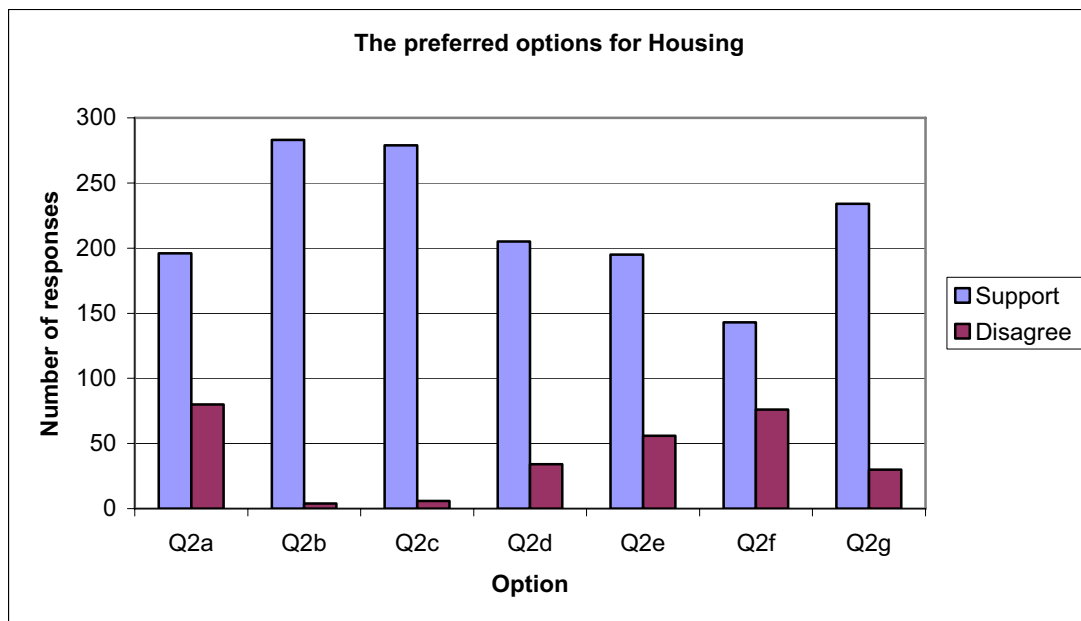
The majority of respondents agreed with the preferred options for Location and Pace of Development, with a very high level of support for development that is in scale and character with an area.

Housing



2. Respondents were asked to indicate the extent of their agreement with 7 preferred options covering different Housing issues.

Response



88% of respondents strongly agreed with option 2b (encourage high standards of design in new developments), only 1% disagreed. 87% supported option 2c (ensure that new and replacement dwellings are of the appropriate mix, size, type and density), 2% of respondents disagreed. 72% agreed with option 2g (minimise the impact on the Green Belt by ensuring replacement dwellings are not materially larger than the size of the original house and only permit extensions that are in proportion with the existing dwelling) but 10% of respondents disagreed. The least supported option with 44% of respondents was option 2f (identify new Gypsy and Traveller sites if a need is shown through the Gypsy and Traveller accommodation assessment and set out criteria in the Core Strategy policy); and 24% of respondents disagreed with this option.

The other three options received average levels of support. These were:

- 2a - Meet the Boroughs housing requirement by providing new housing within the urban areas of Guildford, Ash and Tongham and identified village settlement areas.

- 2d - Increase the number of affordable dwellings provided in new developments and lowering the threshold that triggers affordable housing provision.
- 2e - Allow small scale exception sites for affordable housing in rural areas

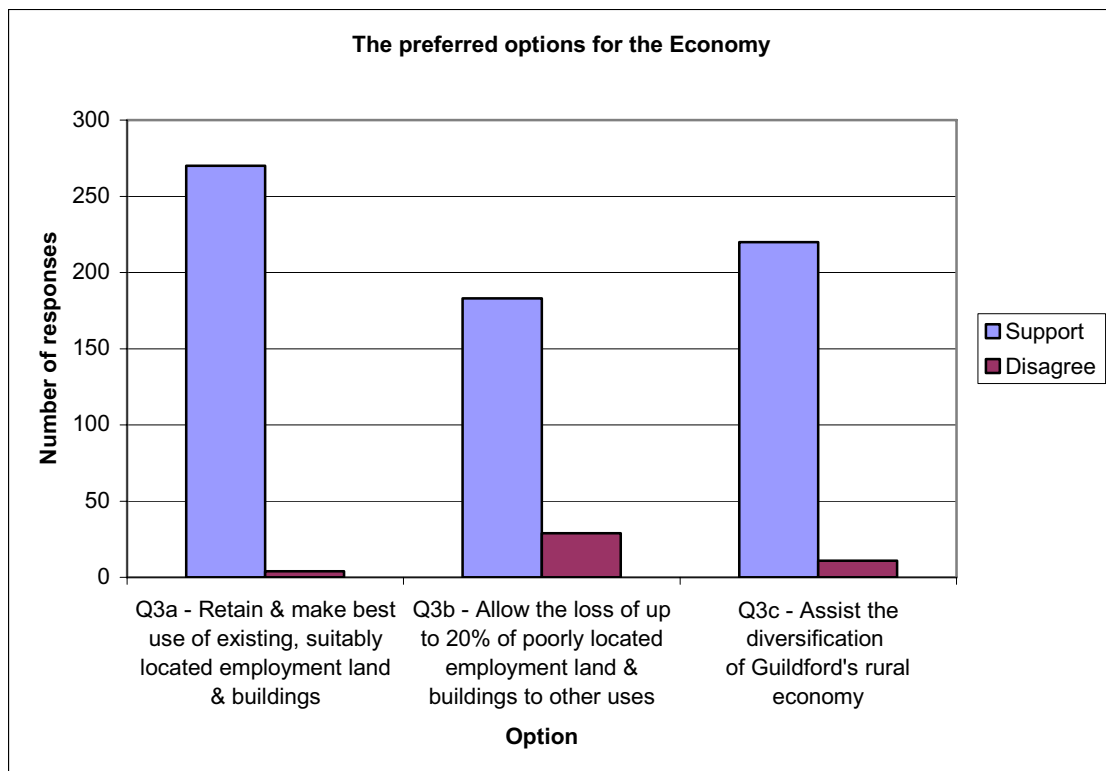
The majority of respondents agreed with the preferred options for Housing. The least supported Housing option was identifying new Gypsy and Traveller pitches if needed, however, this requirement is set out in Government Guidance Circular 01/2006.

Economy



3. Respondents were asked to indicate the extent of their agreement with 3 options linked to Economy.

Response



82% of respondents strongly agreed with option 3a and 1.3% disagreed. 69% supported option 3c, 3% disagreed. 57% of respondents supported option 3b but 8.9% disagreed.

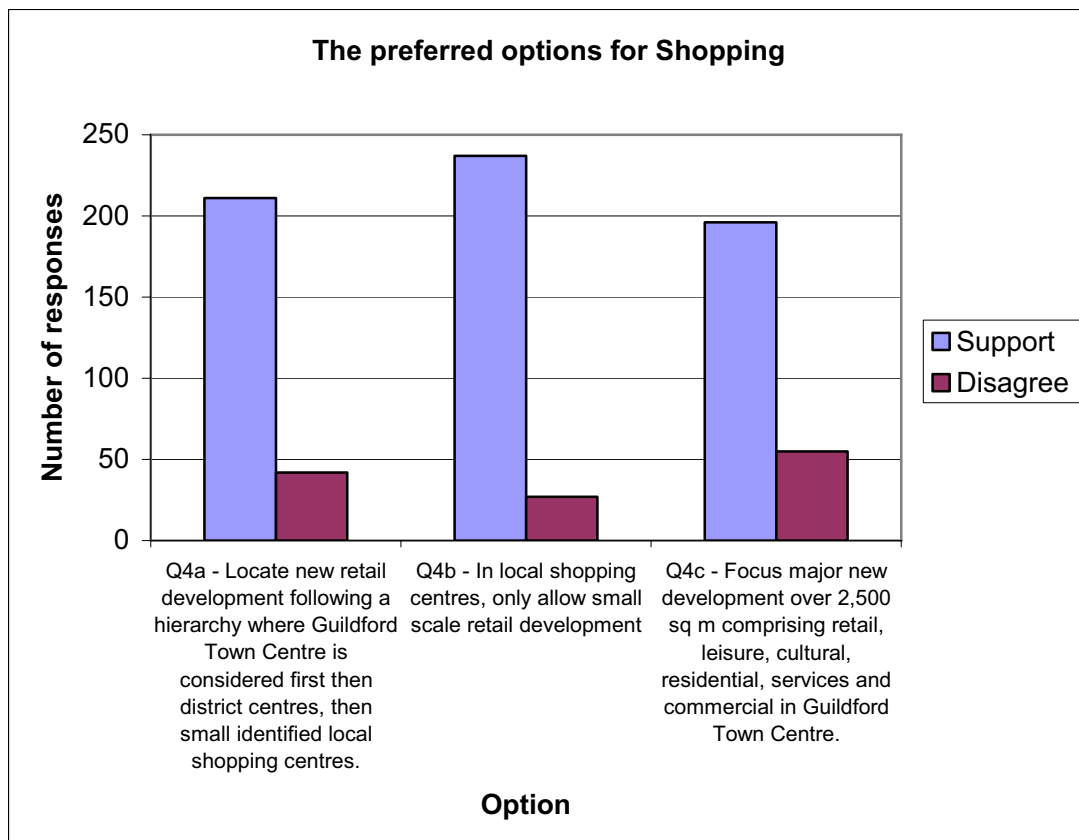
The majority of respondents supported the preferred option for Economy.

Shopping



4. Respondents were asked to indicate the extent of their agreement with 3 options linked to Shopping.

Response



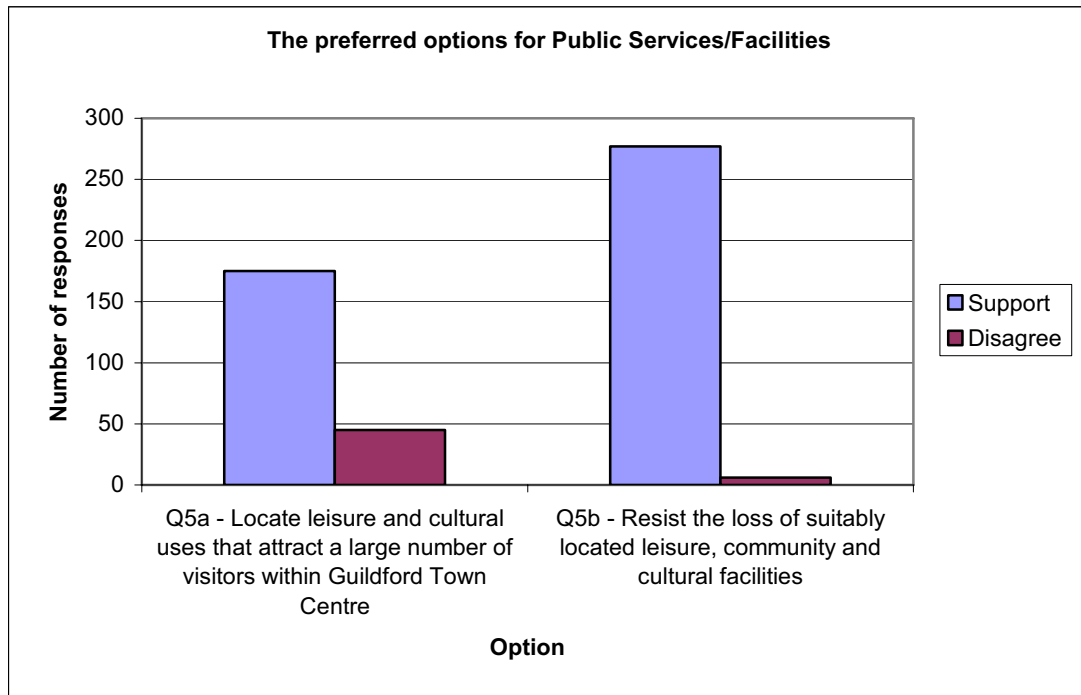
73% of respondents strongly agreed and 9% disagreed with option 4b. 66% supported option 4a and 13% of respondents disagreed. 61% of respondents supported 4c, 18% disagreed.

The majority of respondents supported the preferred options for Shopping.

Public Services/Facilities

5. Respondents were asked to indicate the extent of their agreement with 2 options linked to Public Services/Facilities.

Response



86% of respondents strongly agreed and 2.3% disagreed with option 5b. 55% supported and 14% disagreed with option 5a.

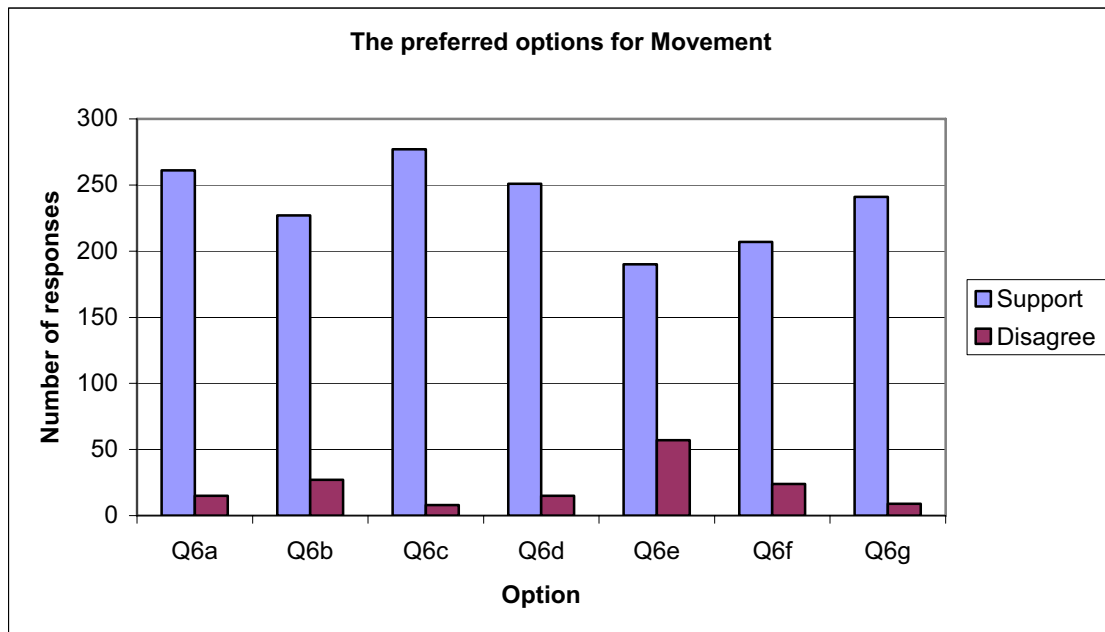
The majority of respondents supported the preferred options for Public Services and Facilities.

Movement



6. Respondents were asked to indicate the extent of their agreement with 7 options linked to Movement.

Response



86% of respondents strongly agreed and 2% disagreed with option 6c (improve public transport, in particular serving the town centre and major employment areas). 82% supported option 6a (locate major forms of traffic generating development in locations well served, or capable of being well served, by public transport) and 4% of respondents disagreed with the option. The least supported option with 56% of respondents agreeing and 18% disagreeing was option 6e (provide maximum parking standards for new developments across the borough and reduce the levels in the Town Centre).

The other four options received average support. These options were:

- 6b- Minimise the increase in car borne trips in the borough.
- 6d- Provide safe cycle and walking routes.
- 6f- Provide additional Park and Ride sites.
- 6g- Negotiate contributions to future transport improvements from the new developments, which generate extra trips.

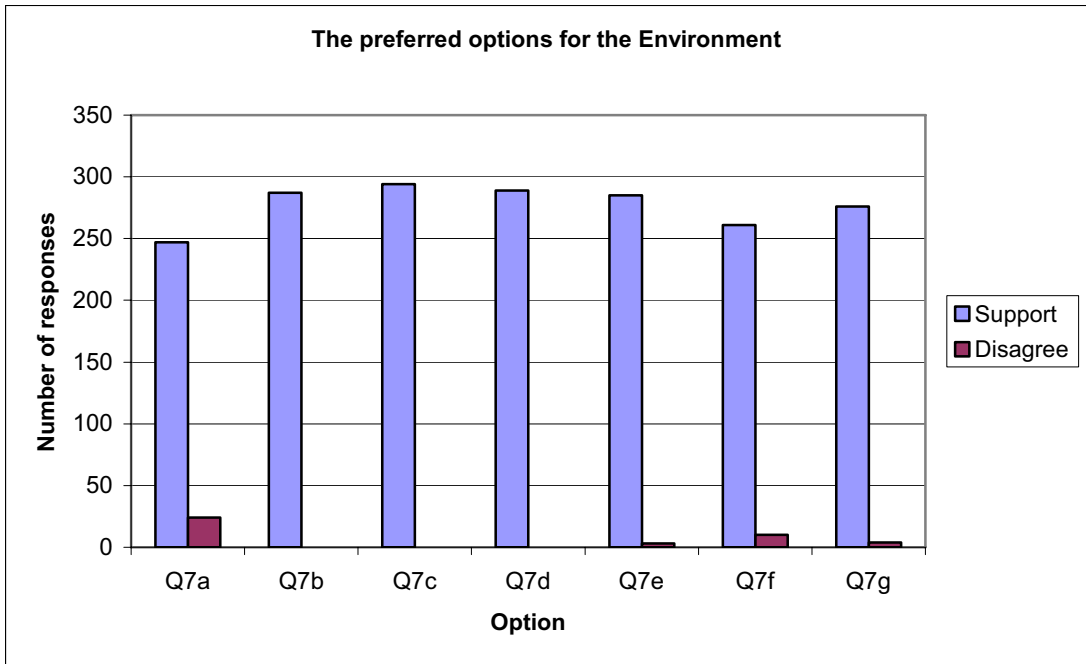
The majority (over 50%) of respondents supported the preferred options for Movement.

Environment



7. Respondents were asked to indicate the extent of their agreement with 7 options linked to Environment.

Response



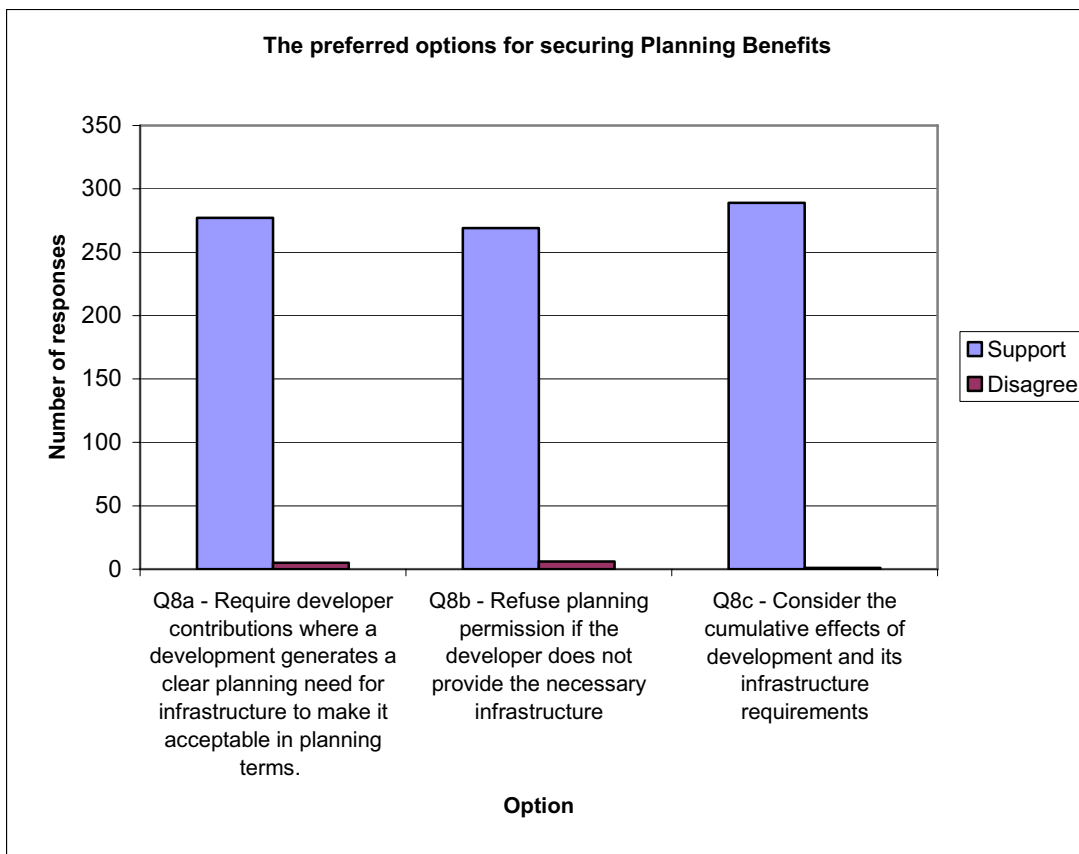
92% of respondents strongly agreed with option 7c (protect the best of our natural environment from inappropriate development). 90% supported option 7d (protection and enhancement of our historic environment). 89% of respondents supported option 7b (conserve and enhance the Surrey Hills Area of Outstanding Natural Beauty). 88% supported option 7e (protect existing open space and provide new open space as part of residential and commercial development). 86% agreed with option 7g (deliver the most energy efficient and sustainable developments achievable). 82% of respondents agreed and 3.3% disagreed with option 7f (avoid development within the flood plain, unless there are no other viable alternatives and appropriate flood mitigation is provided). 77% supported and 7% disagreed with option 7a (leave the Green Belt boundary as shown in the current Local Plan 2003).

There was a very high level of support for the preferred option for the Environment.

Planning Benefits

8. Respondents were asked to indicate the extent of their agreement with 3 options linked to Planning Benefits.

Response



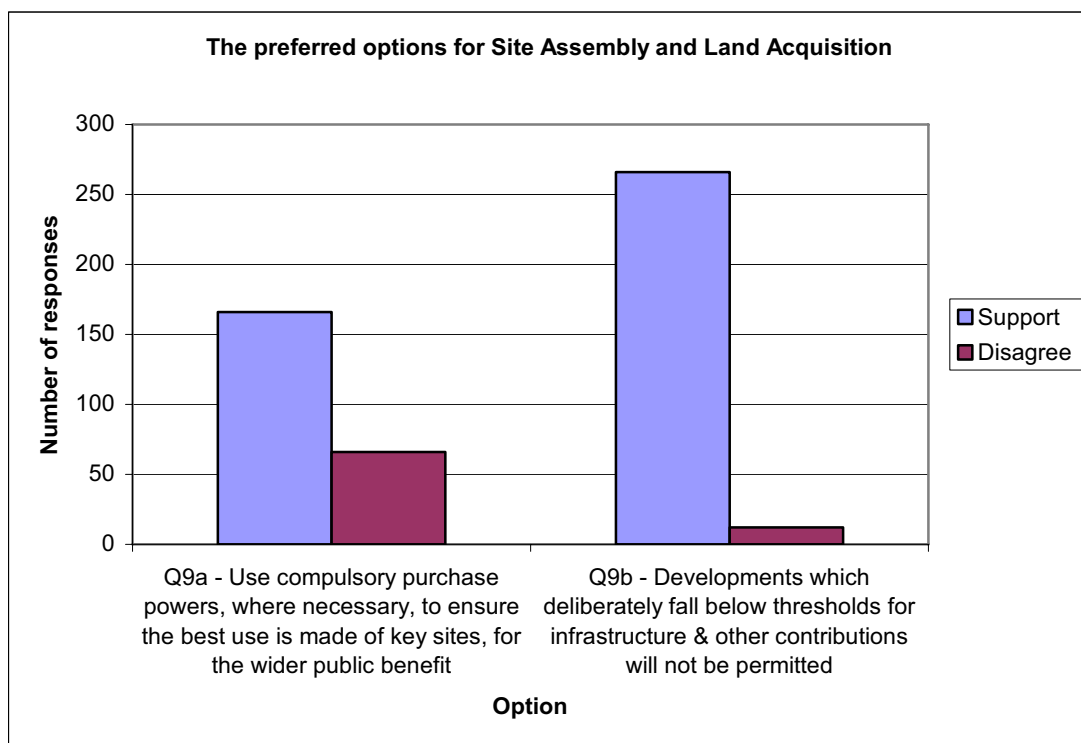
90% of respondents strongly agreed and 0.3% disagreed with option 8c. 86% supported option 8a and 84% supported 8b, 2% of respondents disagreed with both of these options.

A very high level of support was shown for the preferred options for Planning Benefits.

Site Assembly/Land Acquisition

9. Respondents were asked to indicate the extent of their agreement with options linked to Site Assembly and Land Acquisition.

Response



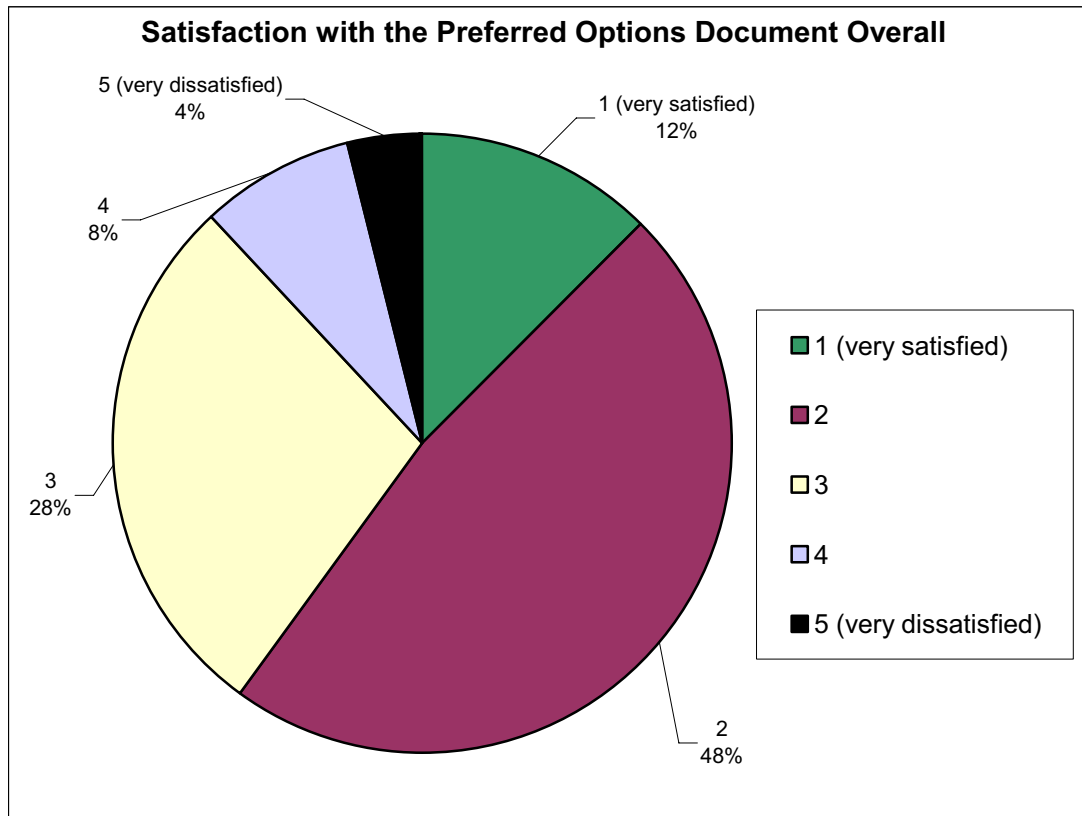
84% of respondents strongly agreed and 3% disagreed with option 9b. 52% supported option 9a, but 20% of respondents disagreed.

The majority of respondents favoured the preferred options for Site Assembly and Land Acquisition although there was a lower level of support for the use of compulsory purchase powers.

General Comments

10. Respondents were asked how satisfied they were with the Preferred Options document overall.

Response



The majority of respondents (60%) were satisfied or very satisfied with the document overall.

General Comments continued

11. Respondents were asked how they feel the document performs against specific criteria:

Response

		No. of respondents					
		1 (very satisfied)	2	3	4	5 (very dissatisfied)	No Reply
Q11	How do you feel the document performs against the following criteria?						
Q11a	Clarity of information	41	141	64	24	14	37
Q11b	Layout & structure	54	137	62	19	10	39
Q11c	Level of information	36	124	75	30	21	35
Q11d	Presentation	57	128	68	20	10	38
Q11e	Usefulness of information	32	133	75	26	16	39

The majority of respondents were satisfied that the document performs against the above criteria. Of those respondents that were dissatisfied, the major concern was the level of information.

Sustainability Appraisal

12. Respondents were asked if they agree with the findings of the Sustainability Appraisal, which was subject to consultation alongside the Core Strategy Preferred options.

Response

	SUSTAINABILITY APPRAISAL	YES	NO	Don't Know	No Reply
Q12a	Do you agree with the findings of the SA of the Core Strategy Preferred Options and the way in which it has influenced the documents preparation?	152	22	103	44

47% of respondents agreed with the findings of the Sustainability Appraisal of the Core Strategy Preferred Options and the way in which it has influenced the documents preparation. 7% of respondents did not agree and the remainder either did not answer this question or did not know.